

**LEWISBURG AREA SCHOOL DISTRICT
FACILITY MASTER PLAN**



BACKGROUND REPORT
SEPTEMBER 2009

TABLE OF CONTENTS

Introduction.....	3
Vision Statement, Mission Statement, and Belief Statement	4
Process	5
Timeline	6
District Map.....	7
Student Profile	8
Historical Births and Building Permits.....	9
Historical Enrollment	10
Projected Enrollment	12
Facility Data.....	14

INTRODUCTION

The Lewisburg Area School District is undergoing a process to develop a facility master plan to address all school facilities in the district. The facility master plan will identify the facility needs for each school, and prioritize the order of projects necessary to improve all of the Lewisburg Area schools to 21st Century standards.


The District is comprised of four schools:

- Kelly Elementary School (Grades K-3)
- Linntown Intermediate School (Grades 4-5)
- Donald H. Eichhorn Middle School (Grades 6-8)
- Lewisburg Area High School (Grades 9-12)

DeJONG, an educational facilities planning firm, has been contracted to facilitate the process to create a district-wide facility master plan, and to assist the School Board in making the most appropriate decisions to provide the best education possible for the students of Lewisburg.

This Background Report includes the collection and summarization of district data to serve as reference material to help guide the planning process. This includes:

- Planning Process and Timeline
- Demographics
- Student Profile
- Historical Enrollment
- Projected Enrollment
- Facility Data



VISION STATEMENT

The Lewisburg Area School District is a learning community that prepares every child individually to meet the challenges of today and tomorrow.

MISSION STATEMENT

The Lewisburg Area School District will provide all students with a safe, respectful, and challenging learning environment that is student-centered, personalized, data-guided, and supported through appropriate technologies and shared leadership. The district, in partnership with the greater community, will ensure an education that will enhance the viability of our region.

BELIEF STATEMENT

- All children can learn when their individual needs are met.
- A supportive school atmosphere where everyone feels emotionally, physically, and intellectually safe is essential.
- Holding high expectations for student achievement and character will guide students to make responsible choices in the learning process and for their lives.
- Creativity, imagination, and problem solving are an integral part of a child's learning experience.
- Everyone should be treated with courtesy and have respect and empathy for a variety of opinions, values, and cultures.
- The responsibility for student achievement is incumbent upon a partnership between the school, student, family, and greater community.
- Educational planning must anticipate, prepare for, and manage change.
- The school board and all staff are accountable for student success
- The single biggest factor for student academic success is the quality of the teacher.
- Quality professional development for all district staff is essential to student success.
- Accomplishing district goals requires high quality leadership at all levels

PLANNING PROCESS



TIMELINE

August 2009 – Preparation for Planning

- Thursday, August 13, 6:30 PM (Board Mtg.) - Discussion of the Master Facilities Planning Process with Facilities Committee
- Thursday, August 27, 7:30 PM (Board Mtg.) – Follow-up and Final Preparation for Planning

September 2009 - DeJong - Visit 1

- Thursday, September 3, 2009, 8:00 AM – School Visits by DeJong Team
- Thursday, September 3, 2009, 7:00 PM – High School Cafeteria with School Board and Facilities Committee Work Session

September, 2009 – DeJong - Visit 2

- Tuesday, September 22, 2009, 7:00 PM – [Community Dialogue #1](#) – High School Cafeteria, (Tour of High School immediately before the meeting at 6:00 PM.)
- Wednesday, September 23, 2009, 8:00 AM – DeJong Team Work Session

October, 2009 – Public Building Tours and Visit 3

- Tuesday, October 6, 2009 - Tour of Linntown Elementary and Donald H. Eichhorn Middle School, 7:00 PM
- Tuesday, October 20, 2009 – Tour of Kelly Elementary, 7:00 PM followed by Facilities Committee Meeting.
- Tuesday, October 27, 2009, 7:00 PM – [Community Dialogue #2](#) – Site TBA
- Wednesday, October 28, 2009, 8:00 AM – DeJong Team Work Session

December 2009 – DeJong Visit 4

- December 3, 2009, 7:00 PM –Present Options to School Board and Facilities Committee

January 2010

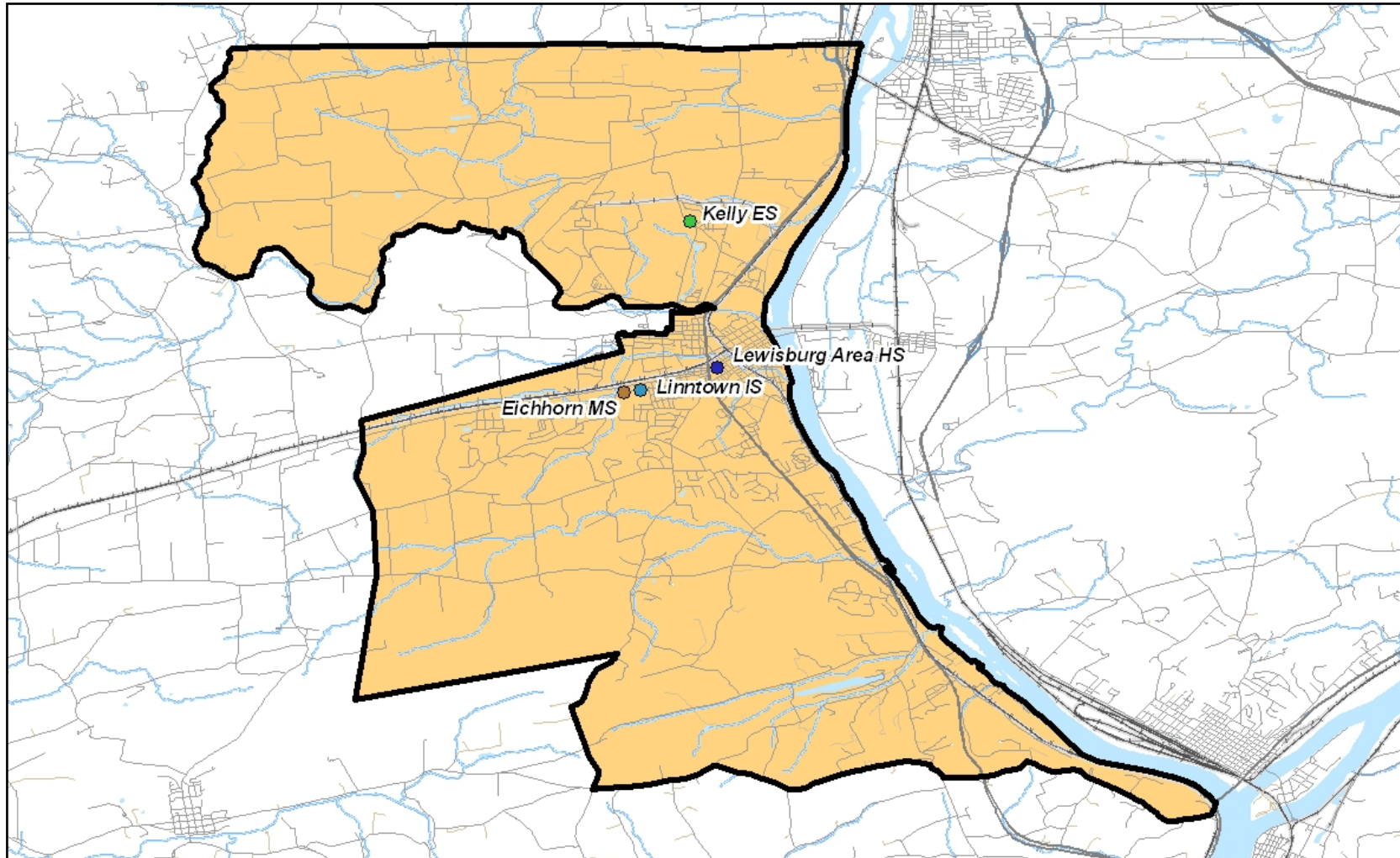
- Tuesday, January 19, 7:00 PM- Facilities Committee meets to review options and make final recommendations to the School Board
- January 28 - Public Hearing on Final Recommendations to the Board

February 2010

- Thursday, February 11 - School Board discusses recommendations from the Facilities Committee.
- Thursday, February 24 – School Board adopts a Master Facilities Plan

DISTRICT MAP

This map illustrates the Lewisburg Area School District boundaries and school facilities.



STUDENT PROFILE

The following table summarizes the Lewisburg Area School District Report Card for the 2007-08 Academic year from the Pennsylvania Department of Education. As shown, the 95% attendance rate for the district exceeded the State Target attendance rate of 90%. Additionally, the 98% graduation rate for the district far exceeded the State Target graduation rate of 80%.

DISTRICT REPORT CARD SUMMARY (2007-08)

Attendance and Graduation	State Target	District
Attendance	90%	95%
Graduation	80%	98%
Accountability	State Target	District
Overall Results in Mathematics	56%	86%
Overall Results in Reading	63%	85%

Source: District Report Card: 2007-08, Pennsylvania Department of Education

Students also exceeded the State Targets in proficiency testing. For Overall Mathematics, the 86% passing rate for the district exceeded the 56% State Target. And in Overall Reading, the 85% passing rate for the district exceeded the 63% State Target.

The remaining table summarizes the number of students receiving free or reduced lunch in the district. The highest concentration of students receiving free or reduced lunch is in elementary school, and the lowest is in high school. As shown, approximately 21% of students receive free or reduced lunch.

STUDENTS RECEIVING FREE & REDUCED LUNCH (OCTOBER 2008)

School	Enrollment (October 2008)	# of Students Receiving Free/ Reduced Lunch	% of Students Receiving Free/ Reduced Lunch
Kelly Elementary School	569	147	26%
Linntown Intermediate School	278	65	23%
Donald H. Eichhorn Middle School	414	92	22%
Lewisburg Area High School	609	87	14%
Total	1,870	391	21%

Source: Pennsylvania Department of Education, Division of Food and Nutrition, October 2008

HISTORICAL BIRTHS and BUILDING PERMITS

The accompanying table shows the historical births for the municipalities in the Lewisburg Area School District – Lewisburg Borough, East Buffalo Township, Kelly Township, and Union Township. Since 1993, the number of births in the district per year has increased.

Building permits issued in Union County have been up and down since 1990. The lowest number of housing permits issued was last year in 2008, with 75. The greatest number of permits issued was in 2002 with 211. Overall, the number of permits issued has varied greatly.

**HISTORICAL BIRTHS
 MUNICIPALITIES IN THE LEWISBURG AREA SCHOOL DISTRICT
 (1993-2007)**

Year	Lewisburg Borough	East Buffalo Township	Kelly Township	Union Township	Total Resident Births
1993	33	43	30	18	124
1994	30	46	33	23	132
1995	30	43	27	15	115
1996	47	41	38	24	150
1997	29	39	27	24	119
1998	49	39	21	17	126
1999	33	41	35	15	124
2000	48	44	31	14	137
2001	31	44	33	15	123
2002	38	45	25	20	128
2003	46	43	53	20	162
2004	65	38	26	19	148
2005	39	34	48	23	144
2006	32	53	40	11	136
2007	34	49	49	12	144

Source: "Health Statistics," Commonwealth of Pennsylvania, Department of Health, 1993-2007

**BUILDING PERMITS
 UNION COUNTY, PA
 (1990-2008)**

Year	Housing Permits
1990	160
1991	86
1992	156
1993	145
1994	133
1995	119
1996	142
1997	107
1998	122
1999	162
2000	111
2001	106
2002	211
2003	142
2004	163
2005	177
2006	122
2007	109
2008	75

Source: SOCDs Building Permits Database,
<http://socds.huduser.org/permits/>

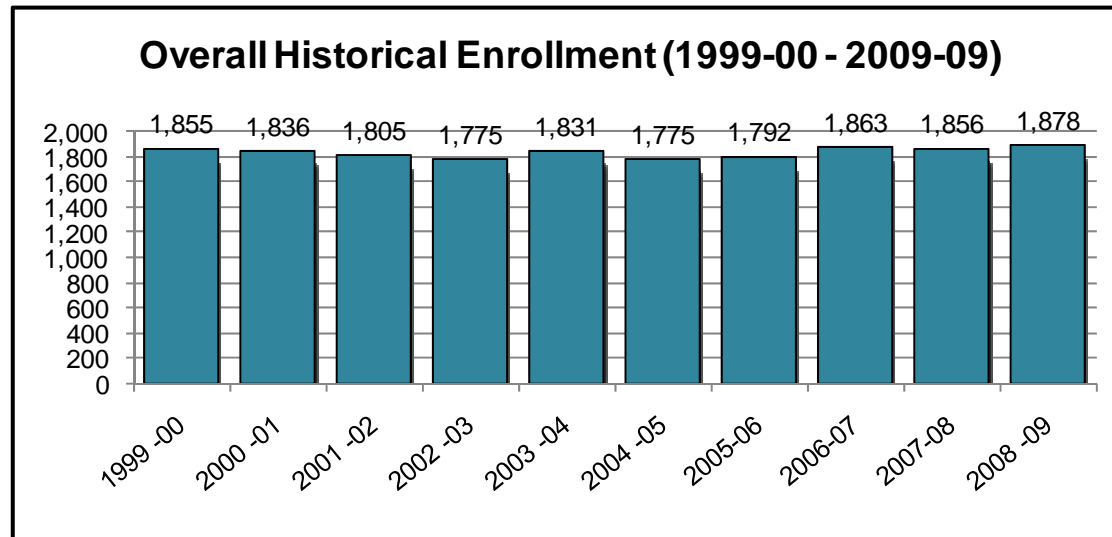
HISTORICAL ENROLLMENT

The following table shows the historical enrollment by grade grouping for the Lewisburg Area School District.

HISTORICAL ENROLLMENT BY GRADE GROUPING (1999-00 - 2008-09)

Grade Grouping	1999 - 00	2000 - 01	2001 - 02	2002 - 03	2003 - 04	2004 - 05	2005- 06	2006- 07	2007- 08	2008 - 09
Kelly Elementary School (Grades K-3)	499	492	472	481	508	492	536	573	540	577
Linntown Intermediate School (Grades 4-5)	298	275	259	271	270	243	237	269	288	281
Donald H. Eichhorn Middle School (Grades 6-8)	464	460	445	434	444	424	429	410	403	416
Lewisburg Area High School (Grades 9-12)	594	609	629	589	609	615	590	610	625	604
Overall Total	1,855	1,836	1,805	1,775	1,831	1,775	1,792	1,863	1,856	1,878

Source: Lewisburg Area School District



The accompanying table displays the historical enrollment by grade. As displayed, enrollment at Kelly Elementary School and Lewisburg Area High School has increased over the last ten years. The students in the middle grade levels, at Linntown Intermediate School and Donald H. Eichhorn Middle School, have slightly declined over the last ten years. Overall, enrollment has increased by 23 students, from 1,855 in the 1999/2000 school year to 1,878 in the 2008/09 school year.

HISTORICAL ENROLLMENT BY GRADE (1999-00 - 2008-09)

School Name	Grade	1999 - 00	2000 - 01	2001 - 02	2002 - 03	2003 - 04	2004 - 05	2005- 06	2006- 07	2007- 08	2008 - 09
Kelly Elementary School	K	102	108	115	131	137	118	133	136	101	148
	1	132	110	116	115	135	122	147	154	147	134
	2	138	130	109	115	122	137	121	150	146	149
	3	127	144	133	121	114	114	135	133	146	146
Subtotal (Grades K-3)		499	492	472	481	508	492	536	573	540	577
Linntown Intermediate School	4	147	127	133	135	133	109	119	146	139	147
	5	151	148	126	136	138	134	118	124	150	134
Subtotal (Grades 4-5)		298	275	259	271	270	243	237	269	288	281
Donald H. Eichhorn Middle School	6	137	146	152	132	145	140	138	121	121	155
	7	175	142	146	157	130	151	141	144	133	125
	8	152	172	147	145	170	133	150	145	149	136
Subtotal (Grades 6-8)		464	460	445	434	444	424	429	410	403	416
Lewisburg Area High School	9	152	166	178	149	155	174	138	168	158	159
	10	170	144	163	170	152	153	168	143	167	147
	11	131	170	128	144	166	150	152	164	131	164
	12	141	129	160	126	136	139	132	135	168	134
Subtotal (Grades 9-12)		594	609	629	589	609	615	590	610	625	604
Overall Total		1,855	1,836	1,805	1,775	1,831	1,775	1,792	1,863	1,856	1,878

Source: Lewisburg Area School District

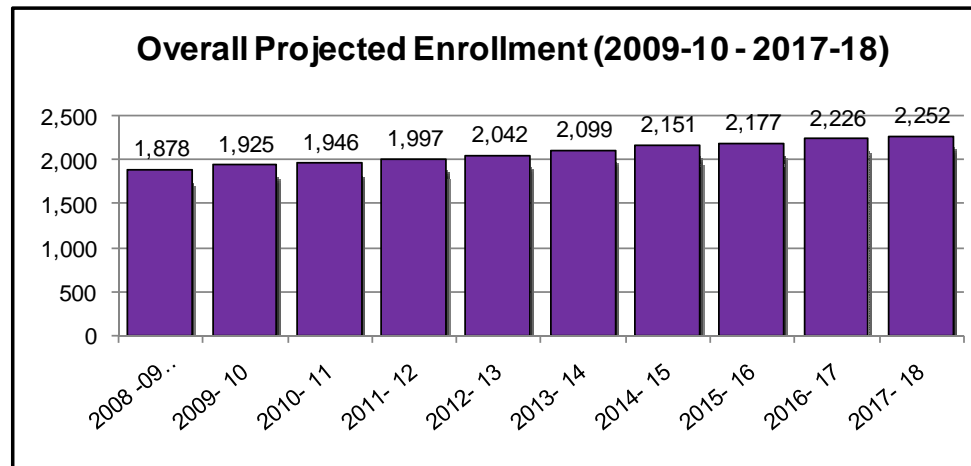
PROJECTED ENROLLMENT

This table and chart display the projected enrollment by grade grouping for the Lewisburg Area School District through the 2017/18 school year.

PROJECTED ENROLLMENT BY GRADE GROUPING (2009-10 - 2017-18)

Grade Grouping	2008 -09 (Actual)	2009- 10	2010- 11	2011- 12	2012- 13	2013- 14	2014- 15	2015- 16	2016- 17	2017- 18
Kelly Elementary School (Grades K-3)	577	584	600	633	643	643	629	629	629	643
Linntown Intermediate School (Grades 4-5)	281	306	313	296	301	336	347	347	347	332
Donald H. Eichhorn Middle School (Grades 6-8)	416	423	462	468	500	489	495	512	550	562
Lewisburg Area High School (Grades 9-12)	604	611	572	600	598	632	681	690	701	716
Overall Total	1,878	1,925	1,946	1,997	2,042	2,099	2,151	2,177	2,226	2,252

Source: Lewisburg Area School District



As the table below shows, enrollment at the high school levels is projected to slightly decrease for several years before beginning to increase again. This is caused by the slightly lower enrollment in the middle grade levels working their way through the system. Enrollment in the lower levels is projected to continue increasing.

PROJECTED ENROLLMENT BY GRADE (2009-10 - 2017-18)

School Name	Grade	2008 -09 (Actual)	2009- 10	2010- 11	2011- 12	2012- 13	2013- 14	2014- 15	2015- 16	2016- 17	2017- 18
Kelly Elementary School	K	148	150	150	150	150	150	150	150	150	150
	1	134	154	164	164	164	164	150	164	164	164
	2	149	131	154	163	163	163	163	150	163	163
	3	146	150	132	155	165	165	165	165	151	165
Subtotal (Grades K-3)		577	584	600	633	643	643	629	629	629	643
Linntown Intermediate School	4	147	153	154	136	159	170	170	170	170	155
	5	134	153	159	160	142	166	177	177	177	177
Subtotal (Grades 4-5)		281	306	313	296	301	336	347	347	347	332
Donald H. Eichhorn Middle School	6	155	133	156	162	163	144	169	180	180	180
	7	125	163	140	164	171	172	152	178	189	189
	8	136	127	166	142	167	173	174	154	181	192
Subtotal (Grades 6-8)		416	423	462	468	500	489	495	512	550	562
Lewisburg Area High School	9	159	144	136	178	153	179	186	187	165	194
	10	147	153	142	134	175	151	176	183	184	163
	11	164	145	150	139	132	172	148	173	180	181
	12	134	169	144	149	138	131	171	147	172	179
Subtotal (Grades 9-12)		604	611	572	600	598	632	681	690	701	716
Overall Total		1,878	1,925	1,946	1,997	2,042	2,099	2,151	2,177	2,226	2,252

Source: Lewisburg Area School District

FACILITY DATA

The following table describes the Lewisburg Area School District school facilities. As detailed, the district is comprised for four schools, and has a direct feeder configuration (e.g. all students go to the same schools).

DISTRICT FACILITIES SUMMARY

School Name	Grade Configuration	Original Date of Construction	Dates of Renovations, Additions, Phases	Current Enrollment (2008-09)	Square Footage	Acres	Number of Modulars
Kelly Elementary School	K-3	1957	1993	577	74,414	14.5	2
Linntown Intermediate School	4-5	1939	1982, 1993	281	47,000	6.5	0
Donald H. Eichhorn Middle School	6-8	1964	1968, 1993	416	103,000	11.4	0
Lewisburg Area High School	9-12	1929	1945, 1982, 1998	604	120,000	7	0

Source: Lewisburg Area School District

Each of the schools was constructed at least 45 years ago, although they have all had subsequent renovations and/or additions.

